

2023 MAG Victorian Championship Day1 FIG







Meet Results

Men / 70 / All Ages

Session: 2

Mar 31 - Apr 1, 2023







Judge's Signatures

Rank	Num	Name	Gym	Diff:							AA
1	750	Oskar De Bruin	MGC (HPP)	4.200	3.300	3.300	2.200	3.500	3.300		
				Exec: 9.100	8.900	9.200	9.100	8.750	8.850		
				ND: -----	-----	-----	-----	-----	-----		
				Final: 13.300	12.200	12.500	11.300	12.250	12.150	73.700	
				Place: 1	1	1	5	2	1	1	
2	759	Max Parsons	MGC	4.200	2.800	2.100	2.600	2.500	2.000		
				Exec: 8.750	7.550	8.950	8.900	9.450	8.450		
				ND: -0.300	-----	-----	-----	-----	-----		
				Final: 12.650	10.350	11.050	11.500	11.950	10.450	67.950	
				Place: 4T	6	6	1	4	3T	2	
3	768	Joshua Hart	KNO	4.000	4.200	3.200	2.400	4.100	2.300		
				Exec: 8.800	7.300	7.000	8.550	7.400	8.050		
				ND: -----	-----	-----	-----	-----	-----		
				Final: 12.800	11.500	10.200	10.950	11.500	10.350	67.300	
				Place: 2	3	13T	8	7	4	3	
4	761	Ethan Smith	MGC	4.100	3.200	1.900	1.600	2.400	3.200		
				Exec: 7.950	7.500	9.050	8.900	9.200	7.650		
				ND: -----	-----	-----	-----	-----	-----		
				Final: 12.050	10.700	10.950	10.500	11.600	10.850	66.650	
				Place: 10	4T	8T	12*	6T	2T	4	
5	755	Hamish Davison	EGC	4.100	3.900	2.800	1.700	2.500	1.900		
				Exec: 8.350	8.150	8.600	9.400	7.450	7.600		
				ND: -----	-----	-----	-----	-----	-----		
				Final: 12.450	12.050	11.400	11.100	9.950	9.500	66.450	
				Place: 6	2T	4	7	12	10	5	
6	752	Bailey Gonsal	MYC	4.200	2.900	1.900	1.600	2.700	2.600		
				Exec: 8.400	7.800	9.550	9.050	7.700	7.700		
				ND: -----	-----	-----	-----	-----	-----		
				Final: 12.600	10.700	11.450	10.650	10.400	10.300	66.100	
				Place: 5T	4T	3	11	10	5T	6	
7	766	Ryan Voinescu	ATH	3.900	2.300	2.400	2.400	2.900	2.300		
				Exec: 8.800	6.850	8.900	7.800	9.200	7.700		
				ND: -----	-----	-----	-----	-----	-----		
				Final: 12.700	9.150	11.300	10.200	12.100	10.000	65.450	
				Place: 3	9	5	14T	3	6	7	
8	767	Spencer Vargas	DOL	3.900	2.500	2.400	1.700	3.100	1.900		
				Exec: 8.700	7.650	8.450	9.650	8.500	6.800		
				ND: -----	-----	-----	-----	-----	-----		
				Final: 12.600	10.150	10.850	11.350	11.600	8.700	65.250	
				Place: 5T	7T	10T	4	6T	11	8	
9	751	Adam House	MYC	4.100	2.400	1.900	1.600	3.400	1.800		
				Exec: 8.400	8.000	8.250	8.850	8.450	8.000		
				ND: -0.300	-----	-----	-----	-----	-----		
				Final: 12.200	10.400	10.150	10.450	11.850	9.800	64.850	
				Place: 9	5	14	13	5	8	9	
10	758	Marcus Georgiou	MGC	4.100	2.400	2.400	2.600	2.500	1.900		
				Exec: 8.150	7.750	8.550	8.650	7.300	8.550		
				ND: -----	-----	-----	-0.100	-----	-----		
				Final: 12.250	10.150	10.950	11.150	9.800	10.450	64.750	
				Place: 8	7T	8T	6T	13	3T	10	
11	760	Maximillion Allen	MGC	4.200	2.400	1.900	2.600	2.300	1.900		
				Exec: 8.450	6.700	8.950	8.800	8.500	7.750		
				ND: -----	-----	-----	-----	-----	-----		
				Final: 12.650	9.100	10.850	11.400	10.800	9.650	64.450	
				Place: 4T	10	10T	3	9T	9	11	

2023 MAG Victorian Championship Day1 FIG

Meet Results

Mar 31 - Apr 1, 2023

Rank	Num	Name	Gym								AA
12	753	Seth Edbrooke	MYC	Diff:	4.000	3.400	1.900	2.200	2.900	2.900	
				Exec:	6.500	8.650	8.150	7.950	8.450	7.400	
				ND:	-----	-----	-----	-----	-----	-----	
				Final:	10.500	12.050	10.050	10.150	11.350	10.300	64.400
				Place:	15	2T	15	15	8T	5T	12
13	764	Sebastian Wills	PIT	Diff:	4.200	2.200	1.800	2.200	3.900	2.100	
				Exec:	7.750	6.000	8.400	8.950	8.550	7.850	
				ND:	-----	-----	-----	-----	-----	-----	
				Final:	11.950	8.200	10.200	11.150	12.450	9.950	63.900
				Place:	12	11	13T	6T	1	7	13
14	771	Ashley Stanfield	REA	Diff:	4.000	2.400	2.200	2.000	2.400	2.900	
				Exec:	8.300	7.500	8.750	8.500	7.250	7.950	
				ND:	-----	-----	-----	-0.300	-----	-----	
				Final:	12.300	9.900	10.950	10.200	9.650	10.850	63.850
				Place:	7	8	8T	14T	14	2T	14
15	762	Jamil Awad	PIT	Diff:	2.800	2.400	3.100	1.600	3.300	3.000	
				Exec:	6.150	4.800	8.600	8.400	8.050	7.300	
				ND:	-----	-----	-----	-----	-----	-----	
				Final:	8.950	7.200	11.700	10.000	11.350	10.300	59.500
				Place:	16	13	2	16	8T	5T	15
16	770	Zac Mansfield	REA	Diff:	4.000	1.800	2.100	2.300	2.100	1.900	
				Exec:	8.000	5.650	8.800	9.150	6.850	6.500	
				ND:	-----	-----	-----	-----	-----	-----	
				Final:	12.000	7.450	10.900	11.450	8.950	8.400	59.150
				Place:	11	12	9	2	16	12	16
17	754	Daniel Bourke	EGC	Diff:	3.600	1.400	1.900	1.600	2.200	1.700	
				Exec:	7.750	6.400	8.700	9.100	8.600	5.400	
				ND:	-----	-1.500	-----	-----	-----	-1.500	
				Final:	11.350	6.300	10.600	10.700	10.800	5.600	55.350
				Place:	13	14	12	10	9T	13	17
18	756	Manu Vains	EGC	Diff:	3.500	2.500	1.900	1.600	2.300	1.700	
				Exec:	7.700	3.250	8.850	8.900	7.150	5.150	
				ND:	-----	-1.500	-----	-----	-----	-1.500	
				Final:	11.200	4.250	10.750	10.500	9.450	5.350	51.500
				Place:	14	15	11	12*	15	14	18
19	765	Adam Bowman	PIT	Diff:	-----	-----	2.000	1.600	2.000	-----	
				Exec:	-----	-----	9.000	9.150	8.100	-----	
				ND:	-----	-----	-----	-----	-----	-----	
				Final:	-----	-----	11.000	10.750	10.100	-----	31.850
				Place:	17	16	7	9	11	15	19